

# TIP-EDGE VS. STRAIGHT WIRE

- ***TIP-EDGE***

- Notch in bracket which allows crown of tooth to tip up to 25 degrees (depending on which tooth)
- To move the body of the tooth, we first move the crown of the tooth, then upright the root.

- ***STRAIGHT WIRE***

- Slot in bracket is straight, so the whole body of the tooth moves at once.



# ADVANTAGES OF TIP-EDGE OVER STRAIGHT WIRE

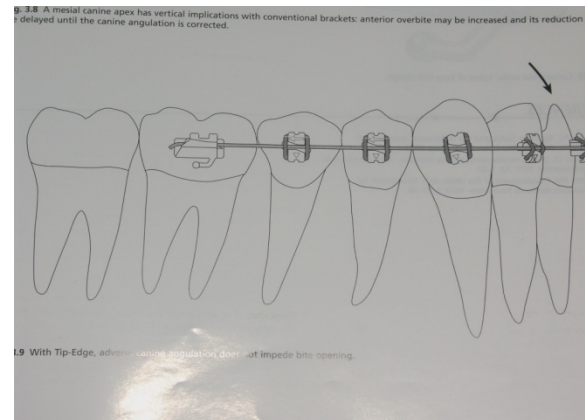
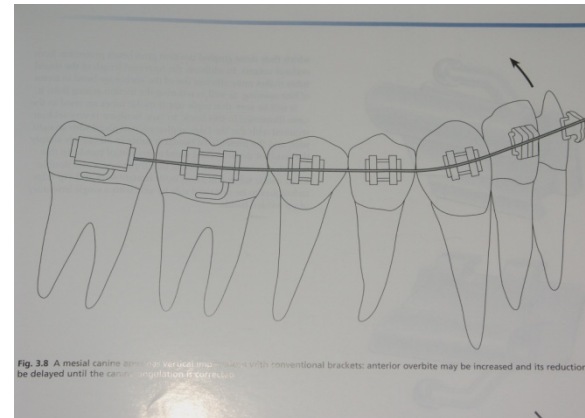
- Easier and faster to move a tooth by tipping first, then uprighting the root, rather than moving the tooth bodily.
- Less force is needed to move teeth
  - About 2 ounces with tip-edge
  - About 8 ounces with straight wire
- Less problem with anchorage, so virtually eliminates the need for external anchorage such as head-gear (although can be used with head gear).
- Normally do not have to band or bracket second molar
- Easier to correct overbites
- Less wire bending
- Fewer wires
- FEWER APPOINTMENTS, Therefore more profitable.

# DISADVANTAGES OF TIP-EDGE VS. STRAIGHT WIRE



- Once crown of tooth is where you want it, the tooth must be uprighted. (Not as difficult with the new Plus bracket.)
- Not as common as straight wire, so more difficult to find a tip-edge dentist to transfer to. (I've only transferred about 2 cases in the last 10 years.)
- Since tip-edge has only been around since 1986, less articles and research about it.
- Only 2 companies make tip-edge bracket. Several companies make straight wire brackets.

# WIRE PLACEMENT (Tip-edge vs. Straight-wire)

- Because of straight slot in straight-wire bracket, harder to place wire.
- Triangular slots in tip-edge bracket allows easier bracket placement with less unwanted forces.



# Tip-edge Plus Bracket



# TOOTH MOVEMENT WITH TIP-EDGE

